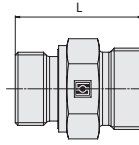
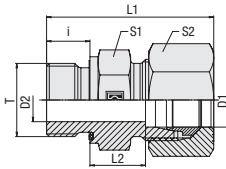


**Straight Male Stud Fitting
Type FI-GE-...-M-WD ▪ Series S**

Profile Sealing Ring
Metric Parallel Thread

Series	Tube OD (mm/in)	PN (bar/psi)	Dimensions (mm/in)									Torque (N·m/ft·lb)	Weight (kg/lbs) Ca. per 100 ²	Ordering Codes ³
			D1	Thread T	D2	i	L	L ¹	L ₂	S1	S2			
S	6	800	M 12 x 1,5	4	12	32	40	13	17	17	35	2,93	FI-GE-06SM-WD-B-W3	
	.24	11600		.16	.47	1.26	1.57	.51	.67	.67	25.9	6.44		
	8	800	M 14 x 1,5	5	12	34	42	15	19	19	55	4,16	FI-GE-08SM-WD-B-W3	
	.31	11600		.20	.47	1.34	1.65	.59	.75	.75	40.7	9.16		
	10	800	M 14 x 1,5	5	12	34,5	43,5	15	19	22	55	4,97	FI-GE-10SM14x1.5-WD-B-W3	
	.39	11600		.20	.47	1.36	1.71	.59	.75	.87	40.7	10.93		
	10	800	M 16 x 1,5	7	12	34,5	43,5	15	22	22	70	5,36	FI-GE-10SM-WD-B-W3	
	.39	11600		.28	.47	1.36	1.71	.59	.87	.87	51.8	11.79		
	12	630	M 14 x 1,5	5	12	36	45	16,5	22	24	55	6,00	FI-GE-12SM14x1.5-WD-B-W3	
	.47	9135		.20	.47	1.42	1.77	.65	.87	.94	40.7	13.20		
	12	630	M 16 x 1,5	8	12	36	45	16,5	22	24	70	6,12	FI-GE-12SM16x1.5-WD-B-W3	
	0,47	9135		.31	.47	1.42	1.77	.65	.87	.94	51.8	13.47		
	12	630	M 18 x 1,5	8	12	36,5	45,5	17	24	24	90	7,12	FI-GE-12SM-WD-B-W3	
	.47	9135		.31	.47	1.44	1.79	.67	.94	.94	66.6	15.67		
	12	630	M 22 x 1,5	8	14	39	48	17,5	27	24	135	9,28	FI-GE-12SM22x1.5-WD-B-W3	
	.47	9135		.31	.55	1.54	1.89	.69	1.06	.94	99.9	20.42		
	14	630	M 20 x 1,5	10	14	41	51	19	27	27	125	9,46	FI-GE-14SM-WD-B-W3	
	.55	9135		.39	.55	1.61	2.01	.75	1.06	1.06	92.5	20.82		
	16	630	M 18 x 1,5	8	12	38,5	48,5	18	24	30	90	7,82	FI-GE-16SM18x1.5-WD-B-W3	
	.63	9135		.31	.47	1.52	1.91	.71	.94	1.18	66.6	17.20		
	16	630	M 22 x 1,5	12	14	41	51	18,5	27	30	135	9,52	FI-GE-16SM-WD-B-W3	
	.63	9135		.47	.55	1.61	2.01	.73	1.06	1.18	99.9	20.95		
	20	400	M 27 x 2	16	16	47	58	20,5	32	36	180	15,10	FI-GE-20SM-WD-B-W3	
	.79	5800		.63	.63	1.85	2.28	.81	1.26	1.42	133.2	33.22		
	25	400	M 33 x 2	20	18	53	65	23	41	46	310	26,43	FI-GE-25SM-WD-B-W3	
	.98	5800		.79	.71	2.09	2.56	.91	1.61	1.81	229.4	58.15		
	30	400	M 42 x 2	25	20	57	70	23,5	50	50	450	41,84	FI-GE-30SM-WD-B-W3	
	1.18	5800		.98	.79	2.24	2.76	.93	1.97	1.97	333.0	92.06		
38	400	M 48 x 2	32	22	64	79	26	55	60	540	57,00	FI-GE-38SM-WD-B-W3		
1.50	5800		1.26	.87	2.52	3.11	1.02	2.17	2.36	399.6	125.40			

¹ Approximate dimension in assembled condition.

² Weight excluding cutting ring and union nut.

³ Standard scope of delivery: Fitting body only.

Standard seal material is NBR (Buna-N®).

Male threaded studs were designed for female threaded ports in components made of steel. For applications with components made of softer mating materials (e.g. Aluminium), the use of connectors with additionally rolled male threads is recommended.

Please contact STAUFF prior to the assembly for further information.

Male stud acc. to ISO 9974-2 (Type E)

Port acc. to ISO 9974-1

Torque recommendations for Steel mating material.

Ordering Codes
***FI-GE*-10*L*M*-WD*-B*-W3*-MS**

- * Straight Male Stud Fitting FI-GE
 - * Outside Tube Diameter D1 (in mm) -10
 - * Series L
Light Series (page 48)
Heavy Series (page 49) S
 - * Thread Type M
Metric Parallel Thread
- If required, please indicate special sizes, e.g. M12x1.5!
- * Seal Type -WD
Profile Sealing Ring
 - * Seal Material -B
NBR (Buna-N®)
-V
FKM (Viton®)
-E
EPDM
 - * Material Code -W3
Steel, zinc/nickel-plated


Please contact STAUFF for alternative materials and surface finishings.

- * Assembling / Kitting —
Fitting body only
- MS
Fitting body supplied with cutting ring and union nut
- MSV
Fitting body supplied with soft-sealing cutting ring and union nut

Connecting Parts

-  Cutting Ring
Type **FI-DS**
-  Soft-Sealing Cutting Ring
Type **FI-WDDS**
-  Support Sleeve
Type **FI-VH**
-  STAUFF Form Ring
Type **FI-AR**
-  Union Nut
Type **FI-M**
-  37° Flared Tube Fitting Set
Type **FI-AB**

Spare Parts / Accessories

-  Profile Sealing Ring
Type **WDG**