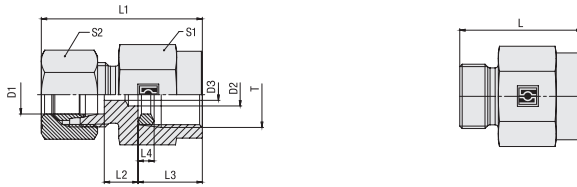


Gauge Fitting
Type FI-MA-...-R • Series L / S



Internal Metallic Sealing Ring

Female Whitworth Parallel Pipe Thread (BSPP)

Series	Tube OD (mm/in)	PN (bar/PSI)	Dimensions (mm/in)											Weight (kg/lbs) ca. per 100 ²	Ordering Codes ³
			Thread T	D2	D3	L	L1 ¹	L2	L3	L4	S1	S2			
L	6	315	G 1/4	5,5	4	29	37	7,5	14,5	4,5	19	14	3,76	FI-MA-06LR-W3-DKI	
	.24	4568		.22	.16	1.14	1.46	.30	.57	.18	.75	.55	8.27		
	8	315	G 1/4	5,5	5,5	29	37	7,5	14,5	4,5	19	17	3,74	FI-MA-08LR-W3-DKI	
	.31	4568		.22	.22	1.14	1.46	.30	.57	.18	.75	.67	8.23		
	10	315	G 1/4	5,5	5,5	30	38	8,5	14,5	4,5	19	19	4,05	FI-MA-10LR-W3-DKI	
	.39	4568		.22	.22	1.18	1.50	.33	.57	.18	.75	.75	8.92		
12	315	G 1/4	5,5	5,5	30	38	8,5	14,5	4,5	19	22	4,31	FI-MA-12LR-W3-DKI		
.47	4568		.22	.22	1.18	1.50	.33	.57	.18	.75	.87	9.48			
S	6	630	G 1/2	7	4	38	46	11	20	5	27	17	9,16	FI-MA-06SR-W3-DKI	
	.24	9135		.28	.16	1.50	1.81	.43	.79	.20	1.06	.67	2.16		
	8	630	G 1/2	7	5	38	46	11	20	5	27	19	9,30	FI-MA-08SR-W3-DKI	
	.31	9135		.28	.20	1.50	1.81	.43	.79	.20	1.06	.75	2.46		
	10	630	G 1/2	7	3,5	38	47	10,5	20	5	27	22	9,39	FI-MA-10SR-W3-DKI	
	.39	9135		.28	.14	1.50	1.85	.41	.79	.20	1.06	.87	2.65		
12	630	G 1/2	7	3,5	38	47	10,5	20	5	27	24	9,76	FI-MA-12SR-W3-DKI		
.47	9135		.28	.14	1.50	1.85	.41	.79	.20	1.06	.94	21.47			





¹ Approximate dimension in assembled condition.
² Weight excluding cutting ring and union nut.
³ Standard scope of delivery: Fitting body only.

Ordering Codes

FI-MA-10*L*R*-W3*-DKI

* Gauge Fitting		FI-MA
* Outside Tube Diameter D1 (in mm)		-10
* Series	Light Series	L
	Heavy Series	S
* Thread Type	Female Whitworth Parallel Pipe Thread (BSPP)	R
If required, please indicate special sizes, e.g. R1/2!		
* Material Code	Steel, zinc/nickel-plated	-W3
Please contact STAUFF for alternative materials and surface finishings.		
* Internal Seal Type	Internal metallic sealing ring	-DKI
* Assembling / Kitting	Fitting body only	—
	Fitting body supplied with cutting ring and union nut	-MS
	Fitting body supplied with soft-sealing cutting ring and union nut	-MSV

Connecting Parts

-  Cutting Ring
Type **FI-DS**
-  Soft-Sealing Cutting Ring
Type **FI-WDDS**
-  Support Sleeve
Type **FI-VH**
-  STAUFF Form Ring
Type **FI-AR**
-  Union Nut
Type **FI-M**
-  37° Flared Tube Fitting Set
Type **FI-AB**

Spare Parts / Accessories

-  Internal Metallic Sealing Ring
Type **FI-DKI**